

16-Port/24-Port Gigabit PoE+ 4-Port Gigabit Combo L2 Managed Ethernet Switch

Overview

The product of this series is 16-Port/24-Port Gigabit PoE+ 4-Port Gigabit Combo (RJ-45/SFP) L2 Managed Ethernet Switch.

This series switches provide 16/24*10/100/1000Mbps Ethernet RJ-45 ports, 4*100/1000Mbps combo (RJ-45/SFP) ports. It meets IEEE 802.3af/at standard. All downlink RJ-45 ports support Power-over-Ethernet (PoE+), which can deliver up to 30W power per port.

The switch has extensive L2 management functions, such as 802.1Q VLAN, ACL, LAG, loop detection and SNMP. It can be easily managed via a WEB GUI, or CLI (telnet/console). It is easy to use, Plug-and-Play, can be widely used in video security monitoring system, network project, etc.

This series contains three types:

- UTP3320TS-PSB-L2: 16-Port Gigabit PoE+ 4-Port Gigabit Combo L2 Managed Ethernet Switch
- UTP3328TS-PSB280-L2, UTP3328TS-PSB-L2: 24-Port Gigabit PoE+ 4-Port Gigabit Combo L2 Managed Ethernet Switch

Features and Highlights



Abundant Interfaces

- UTP3320TS-PSB-L2:
 - 16*10/100/1000Base-T PoE+ RJ-45(Auto MDI/MDIX) ports
 - 4*100/1000Mbps Combo (RJ-45/SFP)
 - 1*RJ-45 Console
- UTP3328TS-PSB280-L2, UTP3328TS-PSB-L2:
 - 24*10/100/1000Base-T PoE+ RJ-45(Auto MDI/MDIX) ports
 - 4*100/1000Mbps Combo (RJ-45/SFP)
 - 1*RJ-45 Console



UTP3320TS-PSB-L2



UTP3328TS-PSB-L2

UTP3328TS-PSB280-L2

Easy-to-use

- Plug-and-Play
- Manage via a WEB

Layer 2 Management Function

- 802.1Q VLAN
- ACL
- LAG
- IGMP Snooping
- SNMP

Specifications

| Items | UTP3320TS-PSB-L2 | UTP3328TS-PSB280-L2 | UTP3328TS-PSB-L2 |
|--------------------------------|---|---|--|
| Hardware Specifications | | | |
| Downlink Port | 16*10/100/1000Base-T PoE+ RJ-45(Auto-MDI/MDI-X) | 24*10/100/1000Base-T PoE+ RJ-45(Auto-MDI/MDI-X) | |
| Uplink Port | 4*1000M Combo (RJ-45/SFP) | | |
| Console port | 1*RJ-45 | | |
| LED Indicators | 1*PWR, power supply indicator | | |
| | 1*SYS, system working indicator | | |
| | 20*Link, port state indicators | 28*Link, port state indicators | |
| | 16*PoE, port PoE state indicators | 24*PoE, port PoE state indicators | |
| Dimensions (W*D*H) | 440mm*315mm*44mm | | |
| Input Voltage | 100~240V AC, 50~60Hz | | |
| Power Consumption | ≤280W (Full load including PoE) | | ≤450W (Full load including PoE) |
| Material | Metal shell | | |
| Installation | Rack/Desktop/Wall mounted | | |
| Switch Property | | | |
| Standards | IEEE 802.3, IEEE 802.3u, IEEE 802.3x, IEEE 802.3af, IEEE 802.3at | | |
| Forwarding Modes | Store and Forward | | |
| MAC Table | 8k, support auto learning | | |
| Switching Capacity | 40Gbps/non-blocking | 56Gbps/non-blocking | |
| Packet Forwarding Rate | 29.7Mpps | 41.6Mpps | |
| Jumbo Frame | 9kB | | |
| Power Supply | | | |
| PoE Standard | IEEE 802.3af/at | | |
| PoE Power Supply Type | End-span | | |
| PoE Pin Assignment | 4/5(+), 7/8(-) | | |
| PoE Budget | 30W max for each port, 250W max for whole switch | | 30W max for each port, 400W max for whole switch |
| Reliability | | | |
| Surge Immunity | IEC61000-4-5,line to earth: 4kV | | |
| ESD Protection | IEC61000-4-2, Level 3: Contact Discharge: +6kV, Air Discharge: +8kV | | |
| Operating | 0°C~45°C, 10%~90% (Non-condensation) | | |
| Storage | -40°C~70°C, 5%~90% (Non-condensation) | | |

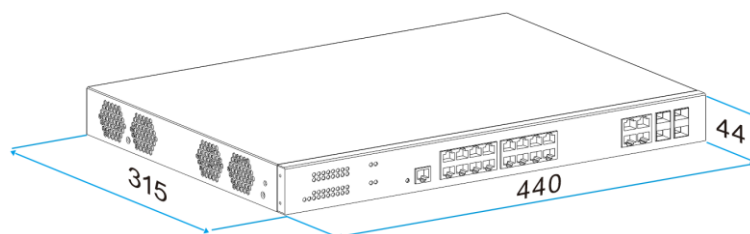
Software Architecture

| Items | UTP3320TS-PSB-L2, UTP3328TS-PSB280-L2, UTP3328TS-PSB-L2 |
|------------------|--|
| VLAN | Port-based VLAN, 802.1Q-based VLAN, Protocol-based VLAN, MAC-based VLAN, Multicast-based VLAN |
| | Access mode, Trunk mode , Hybrid mode |
| | Max. 4094 VLAN |
| QinQ | Basic QinQ, Flexible QinQ |
| | Priority replication and mapping |
| | MAC address copy |
| | Layer 2 protocol transparent transmission |
| LACP | LACP mode, Manual mode |
| | Each link aggregation group has no less than 8 ports, No less than 8 link aggregation groups per switch |
| LLDP | Support LLDP |
| Spanning Tree | STP, RSTP, MSTP |
| Loopback | Port based, VLAN-based |
| PoE | Port PoE configuration |
| | PoE scheduled management |
| | PoE watchdog |
| Storm Control | Broadcast storm control, Multicast Storm Control, Unknown unicast storm control |
| QoS | Inbound speed limit, Outbound speed limit |
| | Speed limit based on access control |
| | CoS-to-DSCP, DSCP-to-CoS, PQ, WRR, SP + WRR |
| ACL | MAC-based ACL, IPV4-based ACL, IPV6-based ACL, Protocol-based ACL |
| Security Feature | IP + port, MAC + port, IP + MAC, IP + MAC + port, IP + VLAN, MAC + VLAN, IP + MAC + VLAN, IP + MAC + VLAN + port |
| | Port maximum MAC address learning control |
| | DHCP snooping |
| | IP source guard |
| Port Isolation | Support port isolation |
| Port Mirroring | One-to-one mirroring |
| | Many-to-one mirroring |
| IGMP Snooping | IGMP snooping V1, V2, V3 |
| Static Routing | Multiple interface VLANs |
| | IPV4 static routing |
| IP Protocol | IPV4, IPV6 |
| | SNMP |
| | Syslog |
| | Telnet, ssh, http, https |
| | DHCP server, DHCP client |
| | AAA |
| | Radius |
| TACACS+ | |

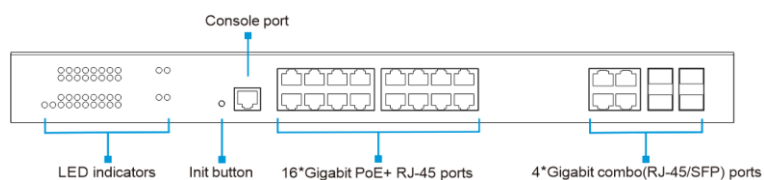
Appearances and Dimensions

UTP3320TS-PSB-L2

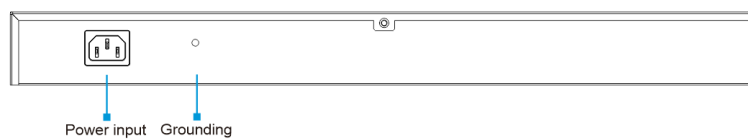
Dimensions(mm)



Front panel

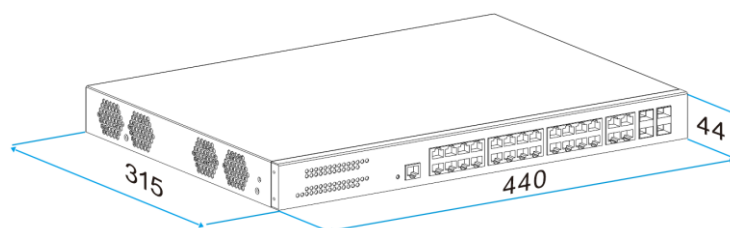


Rear panel

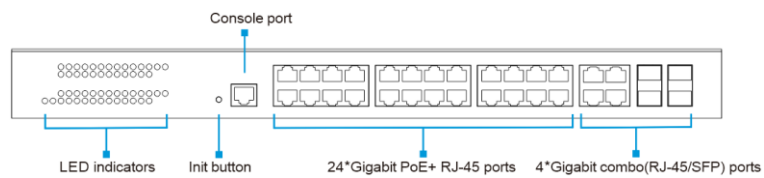


UTP3328TS-PSB280-L2, UTP3328TS-PSB-L2

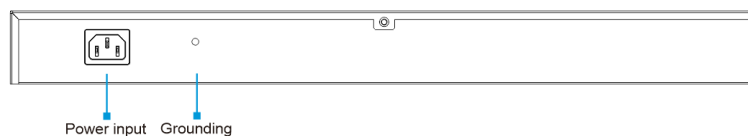
Dimensions(mm)



Front panel



Rear panel



More Information

For more information, please visit:

www.utepo.net

SHENZHEN UTEPO TECH LTD.

Head quarter: 5F, Building B, Tiange Science and Technology Park, NO.2, Luozu Industrial Avenue, Shi'yan Street, Bao'an District, Shenzhen, Guangdong, China

Tel: +86-755-83898016-863 or +86-1501-2669-765 (Sales)

Email: info@utepo.net (Sales), support@utepo.net (Technical support)

©2023 SHENZHEN UTEPO TECH LTD. All Rights Reserved.

Version, V1.2, updated 2023.10.12.

The information in this document is subject to change without notice.

Every effort has been made in the preparation of this document to ensure accuracy of the contents, but all statements, information, and recommendations in this document do not constitute a warranty of any kind, express or implied.